

000885.SZ

000826.SZ



41

9



77

.....	5
.....	7
.....	7
.....	9
.....	11
.....	11
.....	24
.....	24
.....	25
.....	25
.....	28
.....	28
.....	37
.....	38
.....	39
.....	39
.....	41
.....	41

.....84

.....86ET387B0A0007A1 0 0 1

.....87

.....87

.....92

.....93

.....94

.....94

.....96

.....96

.....96

.....

.....86 /1D61 03

.....86 /407T0A

.....	118
.....	120
20%	121
.....	122
.....	123
.....	123
.....	125
.....	125



		/
		/
		A
		A

2018 2019 2020

EPC		Engineering Procurement Construction
TOT		Transfer-Operate-Transfer - -



35

1

2

1.00

3

A

4

20 90%
60 120

/

11.63 /

20

6.90 /

10%

20

7.59 /

1

=

1 /

1:0.6526

1

0.6526

5

642,078,255

1,430,578,784

6

7

1

" "

/

20

11.63 /

20





2

/

20


6.90 /

20



3

16



b. 883180.WI

20 10

20%

10 20 20

20%

a. 399106.SZ

10 20

20%

10 20 20

20%

b. 883180.WI

20 10

20%

10 20 20

20%

4

10

8

20



2

3

/

4

5

6

“ ”

11



12

1

A

1.00

2

3

35

2

4

20

80%

5

27

100%

30%

6

27

7

6

8

9

10

12

= × 108.58
2019

	89.98	29.93	22.63
	445.34	150.46	101.76
	445.34	150.46	-
	494.96%	502.71%	449.69%

2019

50%

2019

50%

1

1:0.6526

1,575,673,970

	362,579,146	56.47%	362,579,146	23.01%
	-	-	224,465,508	14.25%
	-	-	154,631,999	9.81%
	-	-	54,047,639	3.43%
	-	-	15,785,870	1.00%
	279,499,109	43.53%	988,629,316	62.74%
	642,078,255	100%	1,575,673,970	100.00%

1:0.6526

362,579,146

23.01%

2

35

26

27

100%

30%

11.62 /

30%

1:0.6526

1,768,297,446

	362,579,146	56.47%	362,579,146	20.50%
	-	-	224,465,508	12.69%
	-	-	154,631,999	8.74%
	-	-	54,047,639	3.06%
	-	-	15,785,870	0.89%
	279,499,109	43.53%	1,181,252,792	66.80%
	642,078,255	100.00%	1,768,297,446	100.00%

1:0.6526

362,579,146

20.50%

1

2

1

2

3

4

5

6

		1
		2
		3

		4
		1. 2. 3
		1 2 36
		1. 2. 3.

		()
		4.
		1
		2
		1
		36
		2

		2
		1 2 3 4
		1. 2.
		1 36 2

		36
		2
		1
		2
		1
		36
		2

		1 2 3 4
		1. 2 3. / / 4. 2
		1 2

		1 36 2
		1. 2 / /
		1 2 3 4



" 1

2

A

3

"

" 1

A

2

"

“ ”

“ ”

“

“ ” 7

“





20

20%

128

1

2

3

4

5

6





1

2018 6

2018 12

" "

2

2019

"

"

ETC

1





1

2

35

A

27

3

4

2020 9 30 44.09

20.34 66.88

2018



1

2015 8

"

"

"

"

2015 10

”

”

1

2



35

1

2

1.00

3

A

4

90%

20 60 120

/

11.63 /

20

6.90 / 10% 7.59 /

20

1 = /

1:0.6526 1 0.6526

5

642,078,255

1,430,578,784

933,595,715

6

7

1

" "

/

20

11.63 /

20



2

/

20

6.90 /

20



3

1

2

3

a 399106.SZ 20

10 20%

10 20 20

20%

b 883159.WI 20

10 20%

10 20 20

20%

a 399106.SZ 20

10 20%


10 20 20

20%

b 883159.WI 20

10 20%

10 20 20



20 10

20% 20

10 20

20%

a. 399106.SZ 20

10

20% 20

10 20 20

20%

b. 883180.WI

20 10

20% 20

10 20 20

20%

4

10

8

20



9

2

3

/

4

5

6

11



12

1

A

1.00

2

3

35

2

4

20

80%

5

27

100%

30%

6

27

7

6

8

9

10

12

= × 108.58
2019

	89.98	29.93	22.63
	445.34	150.46	101.76
	445.34	150.46	-
	494.96%	502.71%	449.69%

2019

50%

2019

50%

2019

5,000

50%

50% 2019
5,000

2019 11

[2019]128

2020

1 10

1

2

1

2

3

4

5

6

2021 1 22

1

2

1

A

1.00

2

3

20

11.63 /

20

6.90 /

10%

7.59 /

1

=

/

1:0.6526

1

0.6526

4

642,078,255

1,430,578,784

933,595,715

5

1

2

3

/

4

20

11.63 /

20

5

1

2

3

A

a

399106.SZ

20

10

20%

20

10

20

20

20%


b

883159.WI

20

10

70



6

1

2

3

4

5

6

1

2

/

3

/

4

20

20

6.90 /

5

1

2

3

A

a 399106.SZ 20

10

20%

10

20

20

20

20%

b

883180.WI

20

10

20%

20

10

20

20

20%

B

a 399106.SZ 20

10

20%

10

20

20

20

20%

b

883180.WI

20

10

20%

20

10

20



20

20%

4

10

20

6

1

2



3

4

5

6

1



2

1

1

2

3

2

3

5

4

5

1

2

1

2

3

4

/

5

6

7

1

2



1

2

3

4

1

5

i

ii

iii

6

7

8

1

9.

10

1

2

3

1

4

i

ii

iii

5

6

7

1

8

1

2

3

4

5

6



7

9

1

1

2

4

5

2

	279,499,109	43.53%	988,629,316	62.74%
	642,078,255	100%	1,575,673,970	100.00%

1:0.6526

362,579,146

23.01%

2

35

27

100%

30%

11.62 /

30%

1:0.6526

1,768,297,446

	362,579,146	56.47%	362,579,146	20.50%
	-	-	224,465,508	12.69%
	-	-	154,631,999	8.74%
	-	-	54,047,639	3.06%
	-	-	15,785,870	0.89%
	279,499,109	43.53%	1,181,252,792	66.80%
	642,078,255	100.00%	1,768,297,446	100.00%

1:0.6526

362,579,146

20.50%

85



	City Development Environment Co.,Ltd.
	41 9
	41 16
	91410000711291895J
	()
	1998 12 31
	64,207.8255
	000885
	0371-69158399
	0371-69158399
	cfhj000885@163.com

					[1997]1226
1997	5	31			
28,246.32			13,987.72		[1998]182
		1998	12	31	1:1.39
10,000					
			[1998]301		[1998]302
[1998]303			1998	12	2
			1.00		A 6,000
			580		7.08
16,000					40,980.00
		1998	12	26	1998
					12
					31
					16,000
4100001004589					" [1999]13 "
		5,420		1999	3
					19
" 000885"					
1 2003					
2003	2	14			6,000
		37.5%			" "
6,660			3,340		20.875%
			"		"
3,707.40					[2003]128
6	27				2003
					660
4.125%					
2003	7	1			2001
					36-1
					660
					88

8,957.42

10 2

300

10 0.5

10 2.5

2007 8 7

16,000

2007 8 22

"

"

4 2009 8

2008 11 3

"

"

"

"

"

"

"

"

92,543,955

A

"

" 62.02%

60%

"

"

67.26%

73.15%

37.80%

0.18%

15.93%

11.21%

5.6%

2009 8 6

2009

8 13

2009 9 29

2009

2009 10 15

					160,000,000
				252,543,955	
	5	2012	4	2011	
	2012	4	6	2011	2011
				2011	252,543,955
10	3			75,763,186	2012 4 27
					252,543,955
				328,307,141	
	6	2013	4	2012	
	2013	3	22	2012	2012
				2012	328,307,141
10	3			98,492,142	2013 4 2
					328,307,141
				426,799,283	
	7	2014	6	2013	
	2014	6			
		A		[2014]484	
				4,800	302,400,000
				426,799,283	474,799,283
	8	2017	1	2015	
	2017	1			
				[2016]3219	

				21,582,700	
299,999,530					
				474,799,283	496,381,983
2018	9	9	"	"	"
			"		
9	2020	8		2019	
2020		8			
			[2020]	740	
				496,381,983	2020 8 4
				145,696,272	10 3
				496,381,983	642,078,255
2020	11	12	"	"	"
			"		

2020 9 30

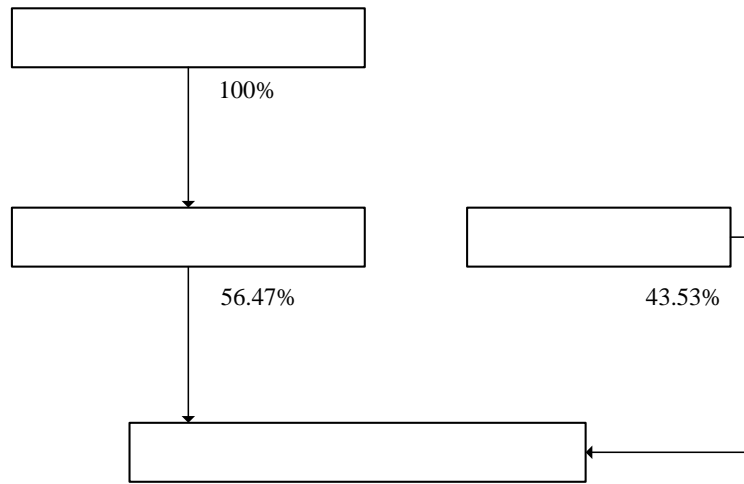
		%
	0	0
	642,078,255	100
	642,078,255	100
	642,078,255	100

2020 9 30

		%
1	362,579,146	56.47

2		62,400,000	9.72
3		6,452,150	1.00
4		5,741,031	0.89
5		5,217,099	0.81
6	-	3,804,900	0.59
7		2,753,304	0.43
8	- 1 -	2,184,161	0.34
9		2,126,410	0.33
10		2,024,900	0.32

	1991 12 18 2057 11 30
	914100001699542485



2017 9

255

2018 [2019] 16-00022 2019
 [2020] 16-00006 2020 1-9

	2020 9 30	2019 12 31	2018 12 31
	1,145,125.65	899,750.37	812,717.27
	655,041.00	566,959.59	548,915.98
	490,084.65	332,790.78	263,801.29
	437,921.14	299,307.13	248,594.03
	2020 1-9	2019	2018
	163,098.33	226,297.52	202,804.18
	40,692.30	89,570.64	83,524.37
	40,908.53	86,148.31	80,620.71
	30,467.29	62,873.33	58,929.46
	29,712.78	62,413.55	58,249.41
	2020 1-9	2019	2018
	62,844.84	118,586.91	124,003.16
	-125,739.08	-51,065.88	-56,209.19
	192,718.35	-60,585.68	-35,585.16
	129,824.12	6,935.35	32,203.64
	2020 9 30 /2020 1-9	2019 12 31 /2019	2018 12 31 /2018
/	0.46	1.26	1.17
	40.79%	57.92%	59.59%
	57.20%	63.01%	67.54%
	9.09%	21.62%	27.03%





			1993		104,610,000
			[1997]497	[1997]498	1998
1	15			3,500	
1.00			5.99 /	1998 2 25	
			10,461	13,961	
1	1999	2018			
1999	5	18		1998	1998
			13,961	10 3	4,188.3
			13,961	18,149.30	1998
			"	"	"
			"		
				18,149.30	
2	2000				
1999	12	22		[1999]239	2000 1 21
			[2000]20	2000 3 6	
				[2000]42	
			7,150		
2000	9	20		[2000]237	
2000	5	18			[2000]197
					3,849.30

3 2003

			2003	10	12		
[2003]291							
			3,849.30		7,150.00		
	21.21%	39.40%				"	"
2003	12	29					
	"	*ST			2003	57	
					60.61%		
					18,149.30		
2003	10	30		"			"
2005	5	20				"	
							"

4 2006 2

2006	1	23				10	2.5
						15,343,293	
1998					2011	7	18
			2010		0787		
			906,707				16,250,000
			2006	2	10		
			181,493,000				

5	2007	5	2006				
2007	5	12		2006			
2006				2006	12	31	181,493,000
			10	1		10	0.2
							19,964.23
6	2008	7		A			
2008	5	5					
			[2008]	636			3,000
		2008	7	1		A	3,000
	1		14.90	/			44,700
		A					229,642,300
7	2008	9	2008				
2008	8	30		2008			
2008						2008	7 7
		229,642,300			10	4	10
0.45				2008	7	7	229,642,300
	2008	6	30		10	4	
			183,713,840				
							413,356,140
2010	4	28		"			"
8	2012	1					
2010	12			2010			
				2010	12	21	
823.87			823.87		2012	1	

1,742,525

2012 1 30

415,098,665

9 2012 5 2011

2012 4 26

2011

2011

415,098,665

10

1.00

415,098,665

2011 12 31

10

2

83,019,733

415,098,665

498,118,398

10 2013 1

2012 11 5

[2012]1622

2012 12 20

498,118,398

10

3

12.71 /

145,601,142

1,850,590,514.8

643,719,540

2013

1 9

11 2013 5

2013 5

2,291,594

373,642

2,665,236

646,384,776

2013 8 29

12 2013 12

2013 12

2,270,866

280,221

2,551,087

2014 3 22

648,935,863

13 2014 5 2013

2014 4 23

2013

2013

648,935,863

10

1.00

648,935,863

2013 12 31

10

3

194,680,758

648,935,863

843,616,621

14 2015 4

2015 4 10

252,179,937

846,241,398 29.80%

6216,6

15.01%

15 7 16

[2015]39

15 2015 10

2015 1 18

<

>

<

>

<

>

52

2,920,320

2015 10 30

52

2015 10 20

"

"

846,536,940

16 2015 12

2014 11

2014

2014 12 26

1,983.20

1,983.20

2015 12

7,760,640

854,297,580

17 2017 8

[2017]752

2017 8

167,544,409

2017 8 18

1,021,841,989

18	2018	5	2017		
2018	5	3	2017	2017	2017
			2017	12	31
			10	4.00	1,021,841,989
10		0			408,736,795.60
					408,736,796
					1,430,578,784
2019	7	4		"	"

2020 9 30

		%
	4,323,916	0.30
	4,323,916	0.30
	0	0
	1,426,254,868	99.70
	1,430,578,784	100

2020 9 30

		%
1	236,947,592	16.56
2	159,734,340	11.17
3	82,818,938	5.79
4	71,084,278	4.97
5	49,200,773	3.44
6	42,775,119	2.99
7	35,542,139	2.48
8	24,189,197	1.69
9	22,147,437	1.55

10		12,619,320	0.88
----	--	------------	------

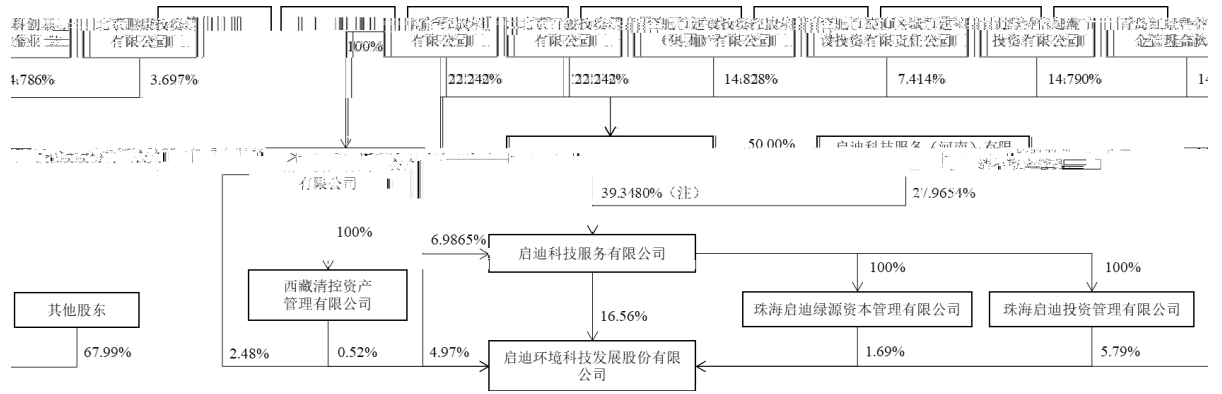
2020 11 5

" "

10,773

14.84%

	1 1 A 15 1503
	103,690.0905
	2014 09 30
	2014 09 30 2034 09 29
	911101083179580061



2020 8 4

2020-107

" " + + "

1



" +"

2

EPC

BOT PPP

1

BOT TOT PPP

2

" "

2018 [2019] 2-00419 2019
[2020] 2-00590 2020 1-9

	2020 9 30	2019 12 31	2018 12 31
	4,484,400.65	4,453,385.44	3,995,270.22
	2,759,700.71	2,769,816.99	2,454,707.12
	1,724,699.94	1,683,568.45	1,540,563.10
	1,520,645.51	1,504,640.58	1,495,532.15
	2020 1-9	2019	2018
	645,028.43	1,017,644.96	1,099,378.06
	49,261.91	63,810.75	81,282.80
	49,253.95	63,038.95	83,134.94
	35,245.43	42,756.48	68,937.27
	22,848.99	35,940.90	64,390.73
	2020 1-9	2019	2018
	17,651.97	18,049.40	-74,319.07
	-174,770.22	-56,225.96	-227,790.77
	60,345.65	36,554.40	58,710.82
	-96,858.33	-1,573.56	-243,230.27
	2020 9 30 /2020 1-9	2019 12 31 /2019	2018 12 31 /2018
/	0.12	0.21	0.38
	24.68%	25.73%	27.69%
	61.54%	62.20%	61.44%
	1.25%	2.31%	4.25%



20

20%

128

1

2

3

4

5

6



1

2018 6

2018 12

" "

2

2019

"

"

ETC

1

á



1

2

35

A

27

3





" 1

2

A

3

"

" 1

A

2

"

" 1

2

A

3

"

" 1

A

2

"

2020 4 2
< " "

29,958,192.00

4 20 2020 2020 < 2020
> 12

2021 1 18

2020 12 10 10 42.08%
57.92%

12

20%

20%

128

2021 1 11

20

/	21 2020 12 10	1 2021 1 8	
/	11.88	10.98	-7.58%
399106.SZ	2,253.43	2,419.50	7.37%
883159.WI	1,682.86	1,593.37	-5.32%
	/	/	-14.95%
	/	/	-2.26%

Wind

399106.SZ

883159.WI

20

20%

128

20

20%

128

2021 1 11

20

/	21 2020 12 10	1 2021 1 8	
/	7.54	6.58	-12.73%

399106.SZ	2,253.43	2,419.50	7.37%
883180.WI	5,329.96	4,882.12	-8.40%
	/	/	-20.10%
	/	/	-4.33%

Wind

399106.SZ

883180.WI

20

20%

128

20

20%

128

“ ”

“ ”

“

“ ” 7

“

123



" 1

"

"

2

3

4

5

6

7

"

" 1

"

"

2

3

4

5

6

7

"



_____	_____	_____
_____	_____	_____
_____	_____	_____

2021 1 22

2021 1 22

_____	_____	_____
_____	_____	_____

2021 1 22



_____	_____	_____
_____	_____	_____
_____	_____	_____

2021 1 22

2021 1 22

2021 1 22



2021 1 22



2021 1 22